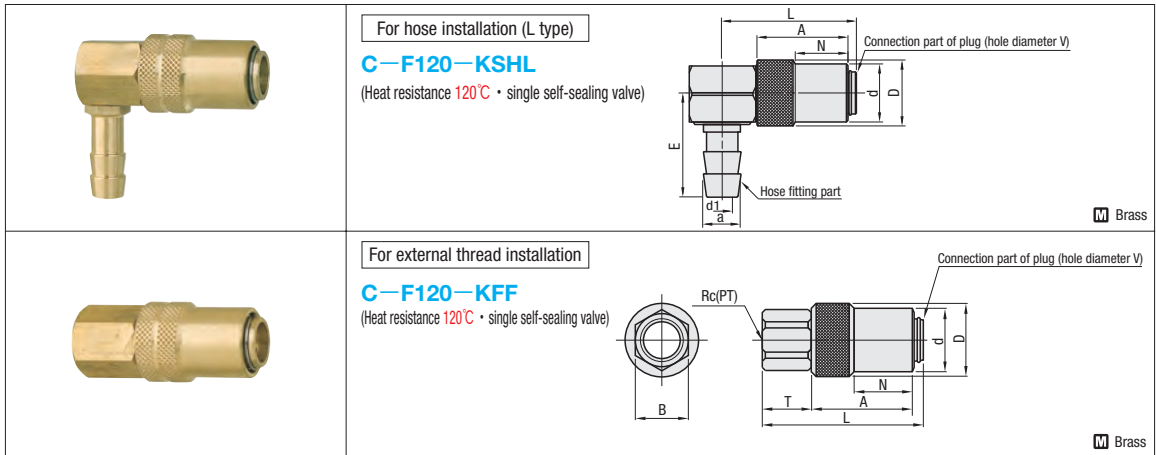
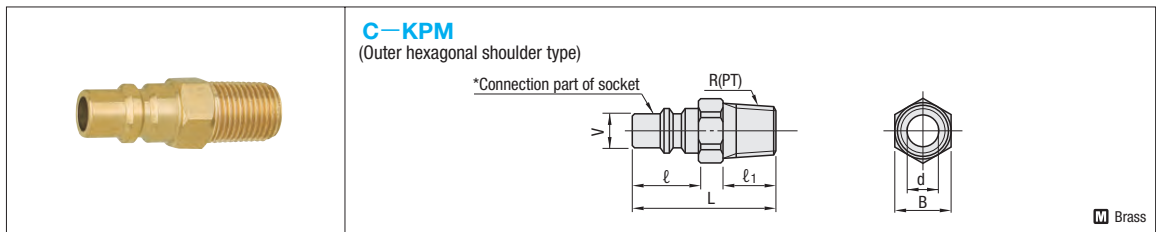


# MOLD COUPLING SOCKETS / PLUGS

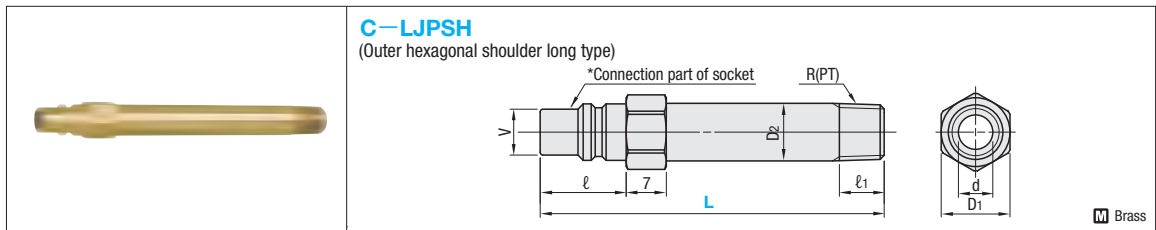
— JAPANESE TYPE —



Applicable plug	Connection part of plug					L	Inner hole d1	B	Hose installation part		Taper internal thread Rc(PT)	T	Part No.	
	Hole diameter (V)	d	D	A	N				a	E			Type	No.
Couplers for normal-flow cooling-water series - plug front end diameter V=8	8	18.5	21	29	16.5	48	7	—	11	33.5	—	—	For hose installation (L type) <b>C-F120-KSHL</b>	3
	8	18.5	21	29	16.5	48	—	17	—	—	1/4	16	For external thread installation <b>C-F120-KFF</b>	2



Applicable socket	Connection part of socket		L	B	Inner hole d	Taper external thread R(PT)	ℓ1	Part No.	
	V	ℓ						Type	No.
Couplers for normal-flow cooling-water series - socket hole diameter V=8	8	15	33	11	6	1/8	12	<b>C-KPM</b> (Outer hexagonal shoulder type)	1
				14					2
				17					3



Applicable socket	Connection part of socket		D1	D2	Inner hole d	Taper external thread R(PT)	ℓ1	Part No.		L
	V	ℓ						Type	No.	
Couplers for normal-flow cooling-water series - socket hole diameter V=8	8	15	11	10	6	1/8	12	<b>C-LJPSH</b> (Outer hexagonal shoulder long type)	1	100 110 150
			14	13.5		1/4			2	



Order

Part No. — L  
**C-F120-KFF 2**  
**C-LJPSH 2** — 100



Price

Order / Quote:

WOS: <https://in.misumi-ec.com/>

TEL: +91-124-468-8800 E-mail: cs@misumi.co.in



Days to Ship

• C-F120-KSHL  
 C-KPM C-LJPSH

Stock

• C-F120-KFF

6 Days

