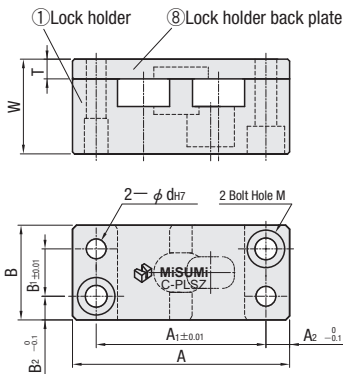
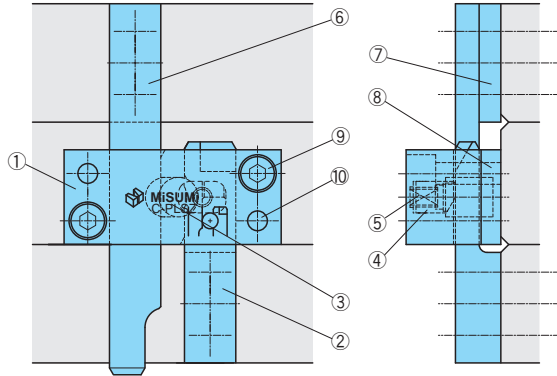


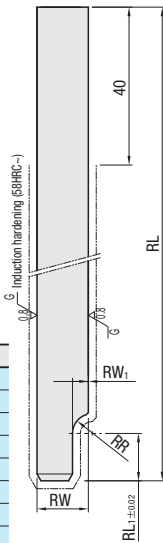
# LATCH

—MOLD OPENING CONTROL TYPE / MOLD CLOSING CONTROL TYPE—

**C-PLSZ** (1~10 Sets)  
**C-PLMZ** (1~10 Sets)



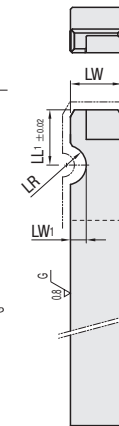
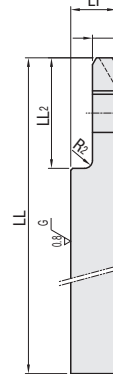
⑥ Latch



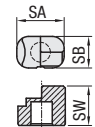
⑦ Spacer



② Lock bar



④ Slide lock



No.	Name	M	H
①	Lock holder	Alloy tool steel	50~55HRC
②	Lock bar		58HRC~
③	Lock pin		58~60HRC
④	Slide lock		58~60HRC
⑤	Spring	SUS631	—
⑥	Latch	Alloy tool steel	58HRC~
⑦	Spacer	S45C	—
⑧	Lock holder back plate	Alloy tool steel	50HRC~
⑨	Hexagon Socket Head Bolt	SCM435	38~43HRC
⑩	Dowel pin	SUJ2	45~50HRC

Part No.	① Lock holder ⑧ Lock holder back plate										② Lock bar							
	A	A1	A2	B	B1	B2	d	M	W	T	LW	LW1	LR	LL	LL1	LL2	LT	LT1
<b>C-PLSZ</b>	55	43	6	24	12	6	5	5	24	5	13	4	5	100	14	28	11.5	6
<b>C-PLMZ</b>	67	53	7	32	16	8	6	6	32.5	6	18	5	6	150	18	36	16.5	10

③ Lock pin		④ Slide lock			⑤ Spring		⑥ Latch				⑦ Spacer			Accessories			
P	PL	SA	SB	SW	WLH5-15	WLH6-20	RW	RW1	RR	RL	RL1	RT	SW	SL	ST	⑨ Bolt	⑩ Dowel pin
10	12	12	8	10	13	4	5	150	12	6	13	40	5.5	CB5-25	MSTM5-30		
12	17	16	10	13	16	5	6	200	16	10	16	50	6.6	CB6-35	MSTM6-40		

**Unit**

Components	Part No.
①~⑩ Unit	<b>C-PLSZ</b> <b>C-PLMZ</b>

**Components (Single Items)**

Components	Part No.
② Lock bar	<b>C-PRKZ</b> <b>C-PRKZM</b>
④ Slide lock	<b>C-PRSZ</b> <b>C-PRSZM</b>
⑥ Latch	<b>C-PRLZ</b> <b>C-PRLZM</b>



Order

Part No.  
**C-PLSZ**



Days to Ship

•C-PLSZ, C-PLMZ  
**6** Days

•C-PRKZ, C-PRSZ, C-PRLZ  
C-PRKZM, C-PRSZM, C-PRLZM

**12** Days



Price

Order / Quote:  
WOS: <https://in.misumi-ec.com/>  
TEL:+91-124-468-8800 E-mail:cs@misumi.co.in