


JIS Type
SKD61 equivalent
+
Nitrided

STEP EJECTOR SLEEVES

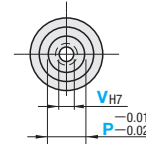
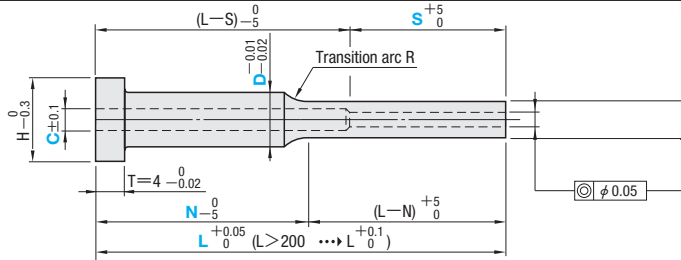
—◎0.05 DIMENSIONS SPECIFY TYPE—



Part No.	P Tolerance	V Tolerance	Applicable center pin shaft diameter tolerance
C-ESNVF	-0.01 -0.02	H7	-0.01 -0.02

*Please note that the ejector sleeve with a V dimension tolerance of H7 has a long precision fitting portion S and is not suitable for use with a center pin with a shaft diameter tolerance of -0.005 .

VH7 Tolerance		
$V \leq 3.0$	$3.1 \leq V \leq 6.0$	$V \geq 6.1$
+0.010 0	+0.012 0	+0.015 0



Dimension C remains unchanged

- Nitriding may extend to the head as it is applied after dimension V, D and P machining.
- When the diameter (D) portion of the stepped center pin is inserted into the relief hole (C), make sure [relief hole (C) \geq pin diameter (D)+1.0]

SKD61 equivalent + Nitrided
Surface: 900HV~
Material: 40 \pm 3HRC

Ejector Sleeves

H	Part No.		L	V	P	C	Cmax.	1mm increments										
	Type	D						N	S									
7	C-ESNVF	4	50.00~200.00	1.5~2.0	3.00~3.95	$C \geq V + 0.5$ and $C \leq P - 1.0$	2.5	N $\geq \frac{L}{3}$ and (L-N) ≥ 10	<table border="1"> <tr><th colspan="2">20~50</th></tr> <tr><td>L</td><td>(L-S) min.</td></tr> <tr><td>50.00~60.00</td><td>20</td></tr> <tr><td>60.01~</td><td>30</td></tr> </table>	20~50		L	(L-S) min.	50.00~60.00	20	60.01~	30	
20~50																		
L		(L-S) min.																
50.00~60.00		20																
60.01~		30																
8		4.5	2.0~2.5	3.50~4.45	3.0													
9		5	2.0~3.0	3.50~4.95	3.5													
		5.5	2.0~3.5	3.50~5.45	4.0													
10		6	50.00~300.00	2.0~4.0	4.00~5.95		4.5											
		6.5		2.0~4.5	4.00~6.45		5.0											
11		7		2.0~5.0	4.00~6.95		5.5											
		7.5		2.0~5.5	4.00~7.45		6.0											
14		8		2.5~6.0	4.00~7.95		6.5											
		9		2.5~6.9	4.50~8.95		7.5											
15		10		2.5~7.9	4.50~9.95		8.5			<table border="1"> <tr><th colspan="2">20~50</th></tr> <tr><td>L</td><td>(L-S) min.</td></tr> <tr><td>50.00~60.00</td><td>20</td></tr> <tr><td>60.01~70.00</td><td>30</td></tr> <tr><td>70.01~80.00</td><td>40</td></tr> <tr><td>80.01~</td><td>50</td></tr> </table>	20~50		L	(L-S) min.	50.00~60.00	20	60.01~70.00	30
20~50																		
L	(L-S) min.																	
50.00~60.00	20																	
60.01~70.00	30																	
70.01~80.00	40																	
80.01~	50																	

D	Lower limit of P
4~8	$P \leq V + 1.5$
9~10	$P \leq V + 2.0$



Order

Part No. — L — V — P — C — N — S
C-ESNVF 8 — 200.05 — V4.0 — P7.05 — C4.5 — N120 — S30



Days to Ship

12 Days



Price

Order / Quote:
WOS: <https://in.misumi-ec.com/>
TEL:+91-124-468-8800 E-mail:cs@misumi.co.in



Alterations

Part No. — L — V — P — C — N — S — (KC · WKC...etc.) Alteration details P.68
C-ESNVF 6 — 150.00 — V2.5 — P5.50 — C3.1 — N80 — S30 — KC3.5