




DIN Type
SKD61 equivalent
+
Nitrided

DIN Type
SKD61 equivalent
+
Hardened

STRAIGHT EJECTOR SLEEVES

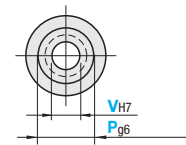
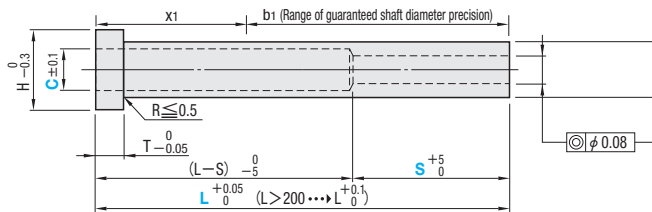
—◎0.08 DIMENSIONS SPECIFY TYPE—



Part No.	M	H	T V	Applicable center pin shaft diameter tolerance
D-ESNB	SKD61 equivalent+Nitrided	Surface: 900HV Base Material: 40±3HRC	H7	*Note that for sleeves with V dimension tolerance of H7, combination with center pins that have shaft diameter tolerance -0.005 is not recommended. The reason for this is the fitting section S are longer.
D-ESDB	SKD61 equivalent	Base Material: 50~55HRC	H7	

P _{g6}			
P ≤ 6	6.5 ≤ P ≤ 10	12 ≤ P ≤ 16	P = 20
-0.004	-0.005	-0.006	-0.007
-0.012	-0.014	-0.017	-0.020

V _{H7}			
V ≤ 3.0	3.1 ≤ V ≤ 6.0	6.1 ≤ V ≤ 10.0	V ≥ 10.1
+0.010 0	+0.012 0	+0.015 0	+0.018 0



Dimension C remains unchanged

Range of guaranteed shaft diameter precision (b₁=L-x₁)
x₁ max.40

⚠ Nitriding may extend to the head as it is applied after dimension V and P machining.

⚠ When the diameter (P) portion of the stepped center pin is inserted into the relief hole (C), make sure relief hole (C) ≥ pin diameter (P)+1.0

H	T	Part No.		L		P 0.1mm increments	V 0.1mm increments	C 0.1mm increments	Cmax.	S 1mm increments
		Type	No.	0.01mm increments	0.1mm increments					
8	3	D-ESNB	4	40.00~200.00	-	3.50~ 3.99	1.5~ 1.9	C ≥ V+0.5 and C ≤ P-1.5	2.4	20~100 (⚠ No.4, No.4.5 When V1.5~V1.9 20~40)
			4.5			4.01~ 4.49	1.5~ 2.4		2.9	
			5			4.51~ 4.99	2.0~ 2.9		3.4	
			5.5			5.01~ 5.49	2.0~ 3.4		3.9	
			6			5.51~ 5.99	2.0~ 3.9		4.4	
10	5	D-ESNB	6.5	40.00~400.00	-	6.01~ 6.49	2.0~ 4.4	⚠ When L>300 0.5mm increments	4.9	20~100
			7			6.51~ 6.99	2.0~ 4.9		5.4	
			7.5			7.01~ 7.49	2.0~ 5.4		5.9	
			8			7.51~ 7.99	2.5~ 5.9		6.4	
			9			8.01~ 8.99	2.5~ 6.9		7.4	
12	7	D-ESDB	10	70.00~500.00	500.1~800.0	9.01~ 9.99	2.5~ 7.9	-	8.4	L (L-S) min. 40.00~60.00 20 60.01~70.00 30 70.01~80.00 40 80.01~ 50
			12			10.01~11.99	2.5~ 9.9		10.4	
			15			12.01~14.99	2.5~12.0		12.5	
			16			15.01~15.99	2.5~13.0		13.5	
			20			16.01~19.99	3.0~16.0		16.5	

⚠ V ≤ P - 2.0



Order

Part No. - L - P - V - C - S
D-ESNB 4 - 200 - P3.5 - V1.5 - C2.0 - S30



Days to Ship

•D-ESNB 12 Days
•D-ESDB 15 Days



Price

Order / Quote:
WOS: <https://in.misumi-ec.com/>
TEL: +91-124-468-8800 E-mail: cs@misumi.co.in



Alterations

Part No. - L - P - V - C - S - (KC · WKC...etc.) Alteration details P.68
D-ESDB 10 - 300 - P9.1 - V5.5 - C6.2 - S50 - HC10