

Slide Rails

Load Rating: 355N~2450N / 2 pcs.

Heavy Load, Stainless Steel / Steel

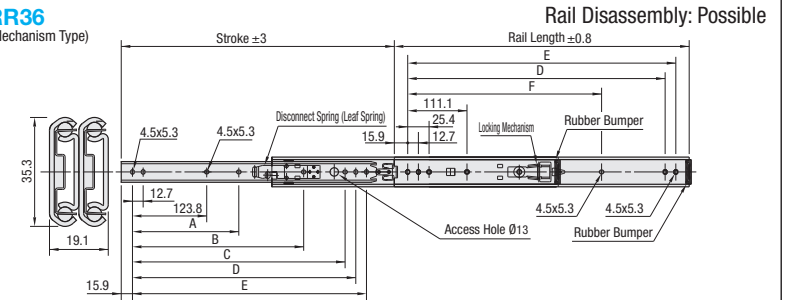
■ **Features:** The rails are made of SUS304, which has excellent corrosion resistance. Lockable slide rails in full open state. See App. Example P.646.

Stainless Steel, Three-Step



SSRR36

(Lock Mechanism Type)



Lock Mechanism

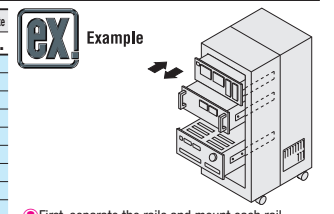
- Rails lock against retract direction when fully pulled out.
- To retract, detach, and remove rails, push the disconnect spring to unlock.
- For internal mechanism, please see P.646.

Material: Rail: SUS304
Ball: SUS440C

RoHS10

For how to use access holes, see P.647.

Part Number Type	No.	Rail Length	Stroke	A	B	C	D	E	F	Load Rating (N / 2 pcs.)	Unit Price	
											1 ~ 5 pc(s)	6 ~ 20 pcs.
SSRR36	30	300	322.3	-	-	-	255.5	268.2	-	623		
	35	350	372.3	-	-	-	292.8	305.5	318.2	-	586	
	40	400	422.3	-	-	-	342.8	355.5	368.2	244.4	555	
	45	450	472.3	205.5	-	-	392.8	405.5	418.2	294.4	516	
	50	500	522.3	230.5	357.1	-	442.8	455.5	468.2	344.4	475	
	55	550	572.3	255.5	407.1	-	492.8	505.5	518.2	394.4	444	
	60	600	622.3	280.5	457.1	-	542.8	555.5	568.2	444.4	413	
65	650	672.3	305.5	507.1	-	592.8	605.5	618.2	494.4	382		
70	700	722.3	330.5	557.1	-	642.8	655.5	668.2	544.4	355		



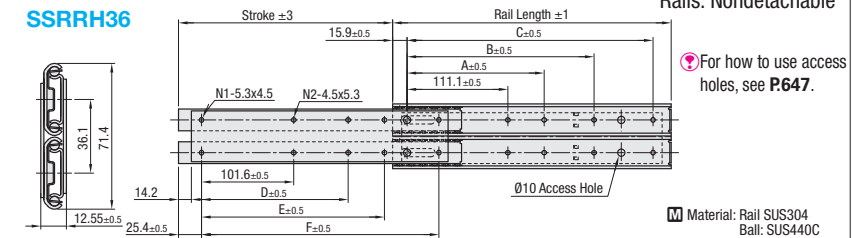
- For horizontal installation, the target value of load rating is 25% (Reference Value).
- Use M4 Hex Socket Button Head Cap Screws (P.2-212) or Cross Recessed Pan Head Screws (P.2-254) to mount the SSRR36 rails.

■ **Features:** In addition to high load capacity, Stainless Steel Type excels in corrosion resistance and Steel Type excels in long stroke motion.

Stainless Steel, Two-Step



SSRRH36



Material: Rail SUS304
Ball: SUS440C

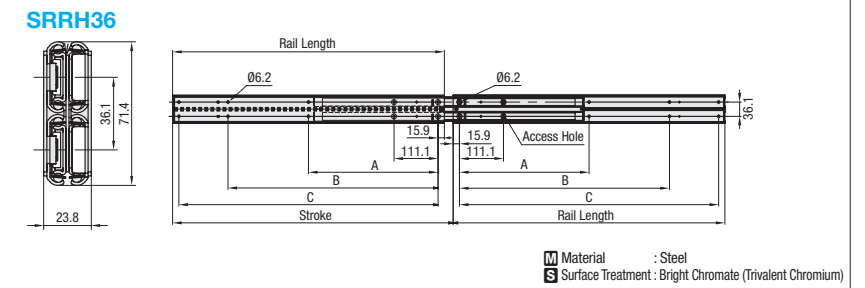
RoHS10

For how to use access holes, see P.647.

Steel, Three-Step



SRRH36



Material: Steel
Surface Treatment: Bright Chromate (Trivalent Chromium)

RoHS10

Part Number Type	No.	Rail Length		Stroke		A	B	C	D	E	F	Load Rating (N / 2 pcs.)	SSRRH36		SRRH36 (2 pcs.)		
		SSRRH36	SRRH36	SSRRH36	SRRH36								Unit Price	Volume Discount Rate	Unit Price	Volume Discount Rate	
SSRRH36	30	304.8	305	227	327	-	149.2	273.0	-	152.8	254.4	1120	2666	1 ~ 5 pc(s)	6 ~ 20 pcs.	1 ~ 5 Set(s)	6 ~ 20 Sets
	35	355.6	356	278	378	-	200.0	323.8	-	203.6	305.2	1070	2626				
	40	406.4	406	303	429	-	250.8	374.6	-	254.4	356.0	1020	2538				
	45	457.2	457	354	480	212.7	301.6	425.4	203.2	305.2	406.8	1000	2450				
	50	508	508	367	531	238.1	352.4	476.2	228.6	-	457.6	971	2362				
	55	558.8	559	430	581	263.5	403.2	527.0	254.0	-	508.4	922	2254				
	60	609.6	610	456	632	288.9	454.0	577.8	279.4	-	559.2	873	2146				
SRRH36 (Set of 2 pcs.)	65	660.4	660	468	683	314.3	504.8	628.6	304.8	-	610.0	843	1960				
	70	711.2	711	506	734	339.7	555.6	679.5	330.2	-	660.8	784	1784				

- For horizontal installation, the target value of load rating is 25% (Reference Value).
- Use M4 Hex Socket Button Head Cap Screws (P.2-212) or Cross Recessed Pan Head Screws (P.2-254) to mount the SSRRH36 rails.
- Use M4 Cross Recessed Countersunk Head Screws to mount the SRRH36 rails.

Ordering Example

Part Number
SSRR3630
SSRRH3665
SRRH3670