


Adjustable Hoses Set

Adjustable Hoses Components / Installation Tools



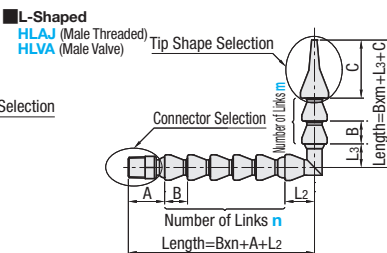
Standard Type
HOSAJ (Male Threaded)
HOSVA (Male Valve)
HOSVAF (Female Valve)

Length=Bxn+A+C

Tip Shape Selection

Connector Selection

Number of Links n



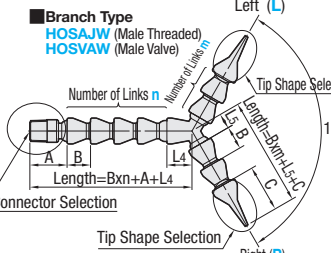
L-Shaped
HLAJ (Male Threaded)
HLVA (Male Valve)

Tip Shape Selection

Connector Selection

Number of Links n

Length=Bxn+A+L2



Branch Type
HOSAJW (Male Threaded)
HOSVAW (Male Valve)

Tip Shape Selection

Connector Selection

Number of Links n

Length=Bxn+A+L4

Male Threaded
HOSAJ (Standard)
HLAJ (L-Shaped)
HOSAJW (Branch Type)

For dimension details, see P.1480.

Male Valve
HOSVA (Standard)
HLVA (L-Shaped)
HOSVAW (Branch Type)

For dimension details, see P.1480.

Female Valve
HOSVAF (Standard)

For dimension details, see P.1480.

L-Shaped

For dimension details, see P.1480.

Y-Shaped

For dimension details, see P.1480.

Shape A (A1, A2, A3)

For dimension details, see P.1478.

Shape B (B1, B2, B3)

For dimension details, see P.1478.

Shape C (C1, C2)

For dimension details, see P.1478.

Shape D (D1)

For dimension details, see P.1478.

Shape M (M1, M2)

For dimension details, see P.1478.

Standard Type						
Part Number		Hose Color Selectable	Number of Links n Configurable	Connector Thread Size (PT)		Tip Shape (For dimension details, see P.1478.)
Type	Hose Nominal			For Male Threaded (Selection)	For Male Valve / Female Valve (Fixed)	
<div>HOSAJ (Male Threaded)</div> <div>HOSVA (Male Valve)</div> <div>HOSVAF (Female Valve)</div>	2	Not Specified (Blue) G (Gray) B (Black)	0~30	1 (R1/8) 2 (R1/4)	2 (R/Rc1/4)	(Hose: Blue) A1, A2, A3, B1, B2, B3, C1, C2, D1, M1, M2 (Hose: Gray) A1, A2, A3, D1 (Hose: Black) A1, A2, A3, C1, C2, D1
	3	Not Specified (Blue) G (Gray)		3 (R3/8) 4 (R1/2)	3 (R/Rc3/8)	(Hose: Blue) A1, A2, A3, D1 (Hose: Gray) A1, A2, A3, D1
	4			3 (R3/8) 4 (R1/2)	4 (R/Rc1/2)	(Hose: Blue) A1, A2, A3, B1, B2, B3, D1 (Hose: Gray) A1, A2, A3, D1

* Hose nominal size 3 is not selectable for Female Valve. The hose color for Female Valve is blue only.

L-Shaped Type Hose Body: Blue, Nozzle: Orange					
Part Number		Hose Nominal	Number of Links n Configurable	Connector Thread Size (PT)	
Type	Hose Nominal			For Male Threaded (Selection)	For Male Valve (Fixed)
HLAJ (Male Threaded) HLVA (Male Valve)	2	0~30	0~30	1 (R1/8) 2 (R1/4)	2 (R/Rc1/4)
	4			3 (R3/8) 4 (R1/2)	4 (R/Rc1/2)

Branch Type Hose Body: Blue, Nozzle: Orange					
Part Number		Hose Nominal	Number of Links n Configurable	Connector Thread Size (PT)	
Type	Hose Nominal			For Male Threaded (Selection)	For Male Valve (Fixed)
HOSAJW (Male Threaded) HOSVAW (Male Valve)	2	0~30	0~30	1 (R1/8) 2 (R1/4)	2 (R/Rc1/4)
	3			3 (R3/8)	4 (R/Rc1/2)
	4			4 (R1/2)	

Part Number	Hose Color	Number of Links n	Connectors Thread Size	Number of Links m	Number of Links m Right (R)	Number of Links m Left (L)	Nozzle
(Standard) HOSVA2	B	20	2				D1
(L-Shaped) HLVA2		10	2	5			B1
(Branch) HOSVAW2		5	2		R10	L7	D1


Hose Nominal	Link Unit Price	Connector Unit Price			Nozzle Unit Price					L-Shaped Type / Branch Type Additional Price
		Shape AJ	Shape VA	Shape VAF	A1 A2 A3	B1 B2 B3	C1 C2	D1	M1 M2	
2										
3										
4										

Price Calculation Example

- For Standard Type HOSAJ2-30-1-A1:
(Link Unit Price) x (Number of Links) + (Connector Unit Price) + (Nozzle Unit Price)
- For L-Shaped Type HLVA2-10-2-5-B1:
(Link Unit Price) x (Number of Links n + Number of Links m) + (Connector Unit Price) + (Nozzle Unit Price) + (L-Shaped Type Additional Price)
- For Branch Type HOSVAW2-5-2-R10-L7-D1:
(Link Unit Price) x (Number of Links + Number of Links on the Right + Number of Links on the Left) + (Connector Unit Price) + (Tip Shape Price for 2 pcs.) + (Branch Type Additional Price)

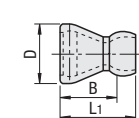
Adjustable Hoses Components / Installation Tools

Hose (Blue)




RoHS 10

HJD



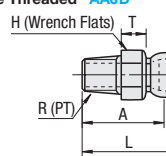
Part Number		Number of Links	Hose I.D.	D	B	L1	Unit Price
Type	Hose Nominal						1 ~ 20 pc(s).
HJD	2	5	6.3	16	14.5	20.7	
	3		8.5	21	17	25	
	4		12.7	24.5	20.3	30	

Connector Only (Orange)



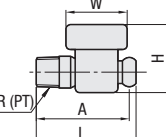
RoHS 10

Male Threaded AAJD



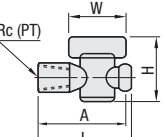
H (Wrench Flats) T R (PT) A L

Male Valve AVAD



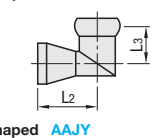
W R (PT) A L H

Female Valve AVAFD




W R (PT) A L H

L-Shaped AAJL



L2

Y-Shaped AAJY



L4


Part Number		Connector Thread Size R (PT)	A	L	H	T	Unit Price
Type	Hose Nominal						1 ~ 20 pc(s).
AAJD	2	1 (R1/8) 2 (R1/4)	23	26.3	14	7	
	3	3 (R3/8) 4 (R1/2)	27.3	32	19	8	
	4	3 (R3/8) 4 (R1/2)	28	38.3	18.8 20.8	7.5	

Part Number		Connector Thread Size R (PT)	A	L	H	W	Unit Price
Type	Hose Nominal						1 ~ 20 pc(s).
AVAD	2	2 (R1/8)	41	41	30	27	
	3	3 (R3/8)	45	45	34	25	
	4	4 (R1/4)	48.5	48.5	43	34	

Part Number		Connector Thread Size R (PT)	A	L	H	W	Unit Price
Type	Hose Nominal						1 ~ 20 pc(s).
AVAFD	2	2 (Rc1/4)	42	45	30	27	
	4	4 (Rc1/2)	58.2	64	63	34	

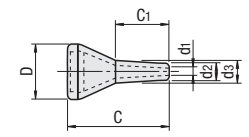
Part Number		AAJL		AAJY		Unit Price 1 ~ 20 pc(s).	
Type	Hose Nominal	L2	L3	L4	L5	AAJY	AAJL
AAJL (L-Shaped)	2	17	12	15.5	9.5		
AAJY (Y-Shaped)	4	23.5	16.5	23.5	19		

Nozzle Only (Orange)
(Photo is for Shape A)



RoHS 10

HAKD
(Drawing is for Shape A)




C1 D1 C2 C3 C D

For dimension details, see P.1478.

Part Number		Nozzle		Unit Price 1 ~ 20 pc(s).						
Type	Hose Nominal	Shape	No.	Shape A	Shape B	Shape C	Shape D	Shape M		
HAKD	2	A B C D M	1							
			2				-			
			3				-	-		
	3		1		-	-	-			
			2		-	-	-	-		
			3		-	-	-	-		
	4		1			-	-	-		
			2			-	-	-	-	
			3			-	-	-	-	

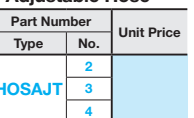
Ordering Example	Part Number	Number of Links	Part Number	Nozzle	Part Number	Connector Thread Size
	HJD2	5	HAKD2	A1	AAJD2	1

Special Mounting Tool for Adjustable Hose



RoHS 10

HOSAJT



For dimension details, see P.1478.

For dimension details, see P.1478.

Can be used for both installation and removal.

Ordering Example	Part Number
	HOSAJT2

