Cantilever Shafts

Piloted Thread with Threaded Ends

■Standard

Type: Thread Length Fixed	Type: Thread Length Configurable	M Material	S Surface Treatment
FXCC	FXNCC	S45C Equivalent	Black Oxide
PFXCC	PFXNCC		Electroless Nickel Plating
SFXCC	SFXNCC	SUS304	-

Thread Length Fixed

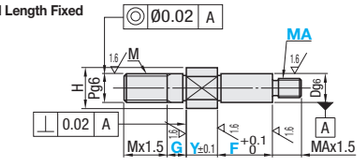

Thread Length Configurable

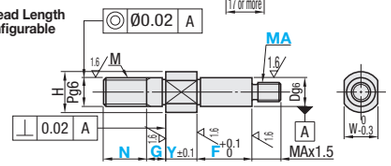

When D=MA

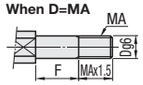

Dimensions of Wrench Flats when Y≥17

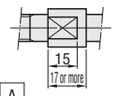

6.3 (1.6)

RoHS10

This type may have centering holes depending on dimensions.
Refer to the table on the next page for thread undercut dimensions.

Part Number Type	No.	Dg6		1mm Increment Y	F	G	N	MA (Coarse) Selection	Pg6	M (Coarse)	H	W	Unit Price Thread Length Fixed FXCC	PFXCC	SFXCC	Thread Length Configurable FXNCC	PFXNCC	SFXNCC
Thread Length Fixed FXCC PFXCC SFXCC / Thread Length Configurable FXNCC PFXNCC SFXNCC	3	3	-0.002 -0.008	2~30	3~ 50	3~ 8	3~ 6	3	3	M 3	7	5						
	3A										11	9			-		-	-
	4	4	-0.004 -0.012				4~ 8	3 4	4	M 4	8	6						
	4A										12	10			-		-	-
	5	5					5~10	3 4 5	5	M 5	9	7						
	5A										13	11			-		-	-
	6	6		2~60	5~100	5~10	6~12	4 5 6	6	M 6	10	8						
	6A										14	12			-		-	-
	8	8	-0.005 -0.014				8~16	5 6 8	8	M 8	12	10						
	8A										16	14			-		-	-
	10	10					10~20	6 8 10	10	M10	15	13						
	10A										20	17			-		-	-
	12	12	-0.006 -0.017		10~150	5~15	12~24	6 8 10 12	12	M12	17	14						
	13	13									18	15						
	15	15						8 10 12 (15)			20	17						
	16	16									21	18						
	17	17				5~20		10 12 (15) 16			23	20						
	18	18																
	20	20	-0.007 -0.020	4~60			20~40	10 12 (15) 16 20	20	M20	26	24						
	20A								16	M16								
	22	22							20	M20	28	25						
	22A								16	M16								
	25	25						10 12 (15) 16 20 24 (25)	20	M20	31	27						
	25A								16	M16								
	30	30						12 (15) 16 20 24 (25) 30	20	M20	36	32						
	30A								16	M16								

MA dimensions with ( ) (M15 and M25) are Fine Thread. Specify MSC instead of MA.
N is available for Thread Length Configurable Type only.

■Stepped

Type	M Material	S Surface Treatment
FXDC	S45C Equivalent	Black Oxide
PFXDC		Electroless Nickel Plating
SFXDC	SUS304	-

When D=MA

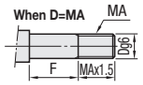

Dimensions of Wrench Flats when W<V, Y≥17

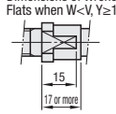

6.3 (1.6)

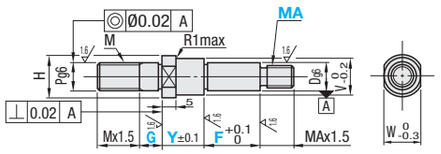

RoHS10

This type may have centering holes depending on dimensions.
Refer to the table on the next page for thread undercut dimensions.

Part Number Type	No.	Dg6		1mm Increment Y	F	G	MA (Coarse) Selection	Pg6	M (Coarse)	V	H	W	Unit Price FXDC	PFXDC	SFXDC
FXDC PFXDC SFXDC	3	3	-0.002 -0.008	7~30	3~50	3~ 8	3	3	M 3	5	7	5			
	3A									9	11	9			
	4	4	-0.004 -0.012				3 4	4	M 4	6	8	6			
	4A									10	12	10			
	5	5					3 4 5	5	M 5	7	9	7			
	5A									11	13	11			
	6	6		7~60	5~75	5~10	4 5 6	6	M 6	8	10	8			
	6A									12	14	12			
	8	8	-0.005 -0.014				5 6 8	8	M 8	10	12	10			
	8A									14	16	14			
	10	10					6 8 10	10	M10	13	15	13			
	10A									18	20	17			
	12	12	-0.006 -0.017		10~75	5~15	6 8 10 12	12	M12	15	17	14			
	13	13								16	18	15			
	15	15					8 10 12 (15)			18	20	17			
	16	16								19	21	18			
	17	17				5~20	10 12 (15) 16			20	23	20			
	18	18								21					
	20	20	-0.007 -0.020	7~60			10 12 (15) 16 20	20	M20	24	26	24			
	20A							16	M16						
	22	22						20	M20	26	28	25			
	22A							16	M16						
	25	25					10 12 (15) 16 20 24 (25)	20	M20	29	31	27			
	25A							16	M16						
	30	30					12 (15) 16 20 24 (25) 30	20	M20	34	36	32			
	30A							16	M16						

MA dimensions with ( ) (M15 and M25) are Fine Thread. Specify MSC instead of MA.
When W<V, wrench flats W reaches O.D.V.

■Hex

Type	M Material	S Surface Treatment
LXCC	S45C Equivalent	Black Oxide
PLXCC		Electroless Nickel Plating
SLXCC	SUS304	-

Thread Length Fixed

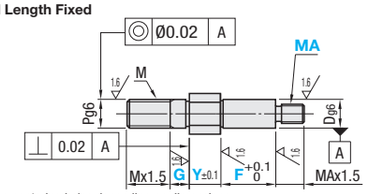

6.3 (1.6)

When D=MA

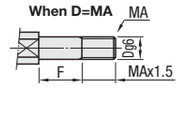

RoHS10

This type may have centering holes depending on dimensions.
Refer to the table below for thread undercut dimensions.

Part Number Type	No.	Dg6		1mm Increment Y	F	G	MA (Coarse) Selection	Pg6	M (Coarse)	B	(C)	Unit Price LXCC	PLXCC	SLXCC
LXCC PLXCC SLXCC	3	3	-0.002 -0.008	2~30	3~ 50	3~ 8	3	3	M 3	6	6.9			
	4	4	-0.004 -0.012				3 4	4	M 4					
	5	5					3 4 5	5	M 5	7	8.1			
	6	6		2~60	5~100	5~10	4 5 6	6	M 6	8	9.2			
	8	8	-0.005 -0.014				5 6 8	8	M 8	10	11.5			
	10	10					6 8 10	10	M10	13	15.0			
	12	12	-0.006 -0.017		10~150	5~15	6 8 10 12	12	M12	14	16.2			
	13	13								17	19.6			
	15	15					8 10 12 (15)							
	16	16								19	21.9			
	17	17				5~20	10 12 (15) 16							
	18	18								24	27.7			
	20	20	-0.007 -0.020	4~60			10 12 (15) 16 20	20	M20					
	20A							16	M16					
	22	22						20	M20					
	22A							16	M16					
	25	25					10 12 (15) 16 20 24 (25)	20	M20	27	31.2			
	25A							16	M16					
	30	30					12 (15) 16 20 24 (25) 30	20	M20	32	36.9			
	30A							16	M16					

MA dimensions with ( ) (M15 and M25) are Fine Thread. Specify MSC instead of MA.

Ordering Example

Part Number	-	Y	-	F	-	G	-	N	-	MA
FXCC8	-	15	-	F25	-	G5			-	MA5
FXNCC10	-	27	-	F10	-	G5	-	N10	-	MA6

Alterations

Part Number - Y - F - G - N - MA/MSC - (YKC, WSC)
FXCC15 - 10 - F21 - G7 - MSC15 - WSC

	Y Dimension Tolerance	Four Wrench Flats	Fine Thread
Alterations	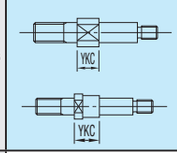	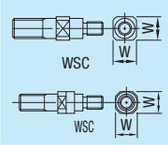	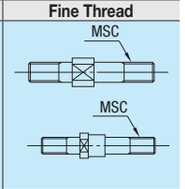
Code	YKC	WSC	MSC
Spec.	Changes Y dimension tolerance to ±0.05. Applicable to all types. Ordering Code YKC	Changes from two wrench flats to four wrench flats. Applicable to Standard and Stepped Types. Ordering Code WSC	Changes Thread MA to Fine Thread in the table below. Applicable to all types. Specify MSC instead of MA. Ordering Code MSC12

MSC	Pitch	MSC	Pitch
M 3	0.35	M12	1.0
M 4	0.5	M15	
M 5		M20	
M 6	0.75	M25	1.5
M 8	1.0	M30	
M10			

Example

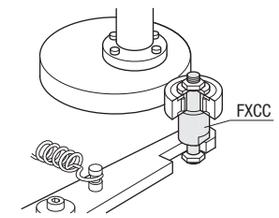

Thread Undercut Dimensions

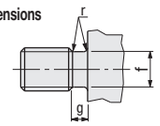

Coarse Thread Thread Dia. (M, MA)	g	r	f	Fine Thread Thread Dia. (MSC)	g	r	f
3	1.2~1.5	0.2~0.3	2.1~ 2.4	3	1.2~1.5	0.2~0.3	2.1~2.4
4			2.9~ 3.2	4			2.9~3.2
5			3.9~ 4.1	5			3.9~4.1
6	1.5~2.5	0.2~0.6	4.3~ 4.9	6	1.5~2.5	0.2~0.6	4.3~4.9
8			6.3~ 6.6	8			6.3~6.6
10			8.1~ 8.3	10			8.3~8.6
12	1.5~3.0	0.2~1.0	9.8~10.1	12	1.5~3.0	0.2~1.0	9.8~10.7
16			13.6~13.8	15			13.6~13.8
20	1.5~4.0		17.0~17.2	20	1.5~4.0		17.2~18.8
24	2.5~5.0	0.2~1.5	20.2~20.7	25	2.5~5.0	0.2~1.5	20.2~23.2
30			26.0~26.2	30			26.2~28.2